



香港中文大學

未來城市研究所

城市歷史、文化與媒體研究中心

Centre of Urban History, Culture and Media

Institute of Future Cities

The Chinese University of Hong Kong

Multiculturalism in Action Project
Online Handicraft Workshop

多元文化行動計劃
線上手工藝工作坊

Paper Cutting Workshop

Speakers: Ms. Kammi Chan and Ms. Alice Lai

剪紙工作坊

講者：陳穎思小姐及黎思敏小姐

2020.07.18



BGCA

香港小童群益會

The Boys' & Girls' Clubs Association of Hong Kong

賽馬會南葵涌青少年綜合服務中心

Jockey Club South Kwai Chung Children and Youth Integrated Services Centre

- 本會創立於**1963**年，一直本著「**培育新一代，攜手創未來**」的宗旨，為兒童、青少年以及其家庭提供多元化的專業服務。
- Founded in **1963**, our association has been providing diversified professional services for children, youth and their families aiming to "**cultivate a new generation, and work together to create the future**".



服務宗旨 Service Aims

- 1. 關注兒童及青少年身心**均衡發展**
- Pay attention to **balanced development** of children and youth
- 2. 培育成為**良好公民**
- Cultivate **good citizens**
- 3. 強化家庭的功能，促進**和諧關係**
- Strengthen family functions and promote **harmonious relationships**
- 4. 促進家長及社會人士對兒童及青少年的**關注**，特別是處**於不利環境**的一群
- Enhance **attention** of parents and public to children and youth, especially those in **disadvantaged environments**

Ladies' Club

- 讓一班不同族裔的婦女一同學習瑜珈和分享不同文化主題，建立**分享平台**，互相**學習和欣賞**。
- Facilitate women of different ethnicities to learn yoga together and share different cultural themes, building a platform for **sharing, learning, and appreciating one another.**





瑜珈班
Yoga class






手繪分享 Henna sharing



認識伊斯蘭
Understanding Islam



製作民族公仔
Making ethnic dolls



扭氣球
Balloon twisting



南亞烹飪分享
South Asian
cooking



摺紙手工分享
Origami sharing



中國傳統文化 - 剪紙

Chinese Traditional Culture - Paper Cutting

- (一) 剪紙的歷史和發展
History and Development
- (二) 剪紙的類型 Types
- (三) 剪紙的用途 Usages



(一) 剪紙的歷史和發展

History and Development



1) 春秋戰國 771-221BCE Spring and Autumn period, Warring States Period

- 剪紙前身: 銀箔鏤空刻花
弧形裝飾
- Predecessor of papercutting:
hollow-out silver
curved decoration



2) 漢代 Han Dynasty 202BCE-220CE


- 紙張出現, 剪紙藝術真正的開始
- Appearance of paper marks real
beginning of paper-cutting
- 紙張易腐爛, 人們不特意保存
- Paper is perishable, so people did
not keep it intentionally

3) 北朝 North Dynasty 420-589

— 人們用紙剪出美麗的圖案

People used paper to cut out beautiful patterns

- 西北地區氣候乾燥少雨，紙張不易霉爛，剪紙能夠保存下來
- Low humidity and little rain in northwest region: paper not easy to mold, and papercuttings could be preserved



對猴團花

Symmetrical monkeys



對馬團花

Symmetrical horses

4) 唐朝 Tang Dynasty 618-907

— 剪紙圖案應用於其他工藝

Paper-cut patterns used in other crafts

- 如皮革帽子圖案為鏤空花樣 E.g. Hollow pattern in leather hat



剪紙
Paper cutting



銅鏡
Bronze mirror

5) 宋代 Song Dynasty 960-1279

— 造紙業成熟，剪紙藝術越發普及

As paper making industry matured, the art of paper-cutting became more popular

- 南宋時出現以此為職業的工匠
- Southern Song Dynasty: papercutting became a profession
- 剪紙藝術運用到瓷器設計
- Art of paper-cutting applied to design of porcelain

剪紙貼花龍鳳紋玳瑁茶盞

Paper-cutting design on teacup



6) 明清 Ming and Qing Dynasties 1368-1911

— 鼎盛時期 Heyday of papercutting

- 民間彩燈上的花飾、扇面上的紋飾、以及刺繡的花樣
- Floral decoration on folk lanterns, decoration on fans, and embroidery patterns
- 用作家居裝飾
- Used as home decoration

清代剪紙

Papercutting in Qing Dynasty



(二) 剪紙的類型 Types

1) 單色剪紙 Single color

- 主要用於窗花
- Mainly used for window grilles
- 裝飾
- Decoration
- 刺繡的底樣
- Embroidery pattern





2) 彩色剪紙 Multi color

- 技法：染色、套色、分色、填色、木印、噴繪、勾繪和彩編等
- Techniques: dyeing, color registration, color separation, color filling, wood printing, inkjet printing, sketching and color coding, etc.



3) 摺疊剪紙 Folded papercutting

- 以不同方式摺疊製造對稱的形體和圖式
- Fold paper in different ways to create symmetrical shapes and patterns
- 常見的有人物、蛙、蝶、龜、倒影、對魚
- Common ones are people, frogs, butterflies, turtles, reflections, and fish
- 幾何紋、花卉、景物 Geometric patterns, flowers, scenery



(非摺疊) (non-folded)

4) 撕紙 Tearing

- 手撕的技法營造出古拙雅樸、隨意性、自然天成的韻味
- Tearing creates a vintage, arbitrary, and natural charm



5) 剪影 Silhouette

- 通過外輪廓表現人物和物象的形狀
- Outlines the shape of people and objects
- 最注重外輪廓的美, 造型以側面為好
- Focus on beauty of outer contour and side view



6) 立體剪紙 3D

- 可以是單色，也可彩色
- can be monochromatic or color
- 由平面感變為立體化
- from 2D to 3D



(三) 剪紙的用途 Usages

1) 張貼 Posted decorations

- 直接張貼於門窗、牆壁、彩燈
- Post directly on doors, windows, walls, lanterns
- 如窗花、牆花、燈籠花、紙紮花、頂棚花等
- Such as decorations on window, wall, lantern, paper flowers, ceiling etc



2) 擺襯 Decoration for objects

- 點綴禮品、嫁妝、祭品、供品
- Decoration on gifts, dowry, and offerings
- 如喜花、供花、禮花、燭台花、斗香花等
- On objects for wedding, offerings, ceremonies, candlesticks and incense

禮花
Celebrations



喜花
Wedding



禮品
Gifts



3) 刺繡底樣 Embroidery patterns


- 用於裝飾衣物、家具
- To decorate clothing and furniture
- 衣袖、鞋、帽 Sleeves, shoes, hats
- 圍涎、枕頭 Bibs, pillows



4) 印染 Printing and Dyeing

- 藍印花布的印版
- Plate of blue calico
- 用於衣料、被面、門帘、包袱、圍兜、頭巾
- Used on clothing material, quilt cover, curtain, bag, bib, headscarf






剪紙製作 Making papercutting







所需材料Materials :



1. 手工紙5張 (15x15cm, 首選漸變色)
5 pcs craft/origami paper (15x15cm, gradient color preferred)
2. 剪刀 Scissors
3. 鉛筆 Pencil
4. 擦膠 Eraser
5. 幼繩/綉花綫 (100cm) String/embroidery thread (100cm)



掛飾 / 風鈴
Hanging
decoration/
wind chime
















用幼繩/綉花綫
串起來就完成
啦!


String together
and finished!





團花
Floral
pattern









多造幾個顏色
增添氣氛！

Make different
colored ones
and add to the
fun!

問答環節
Q & A

歡迎加入 *Ladies' Club*

健康。知識。跨文化。友誼

Health。 Knowledge。 Intercultural。 Friendship

BGCA
香港女童群益會
The Boys' & Girls' Clubs Association of Hong Kong

賽馬會南葵涌青少年綜合服務中心
Jockey Club South Kowloon Children and Youth Integrated Services Centre

電郵 e-mail: tkskc@bgca.org.hk

電話 Tel: 2744 2123



Multiculturalism in Action Project

HENNA WORKSHOP

Multiculturalism in Action Project is dedicated to promoting positive ethnic relations in Hong Kong. Our recent publication "Intercultural Hong Kong: Cultural Arts and Crafts" showcases 20 handicraft projects of different cultures in Hong Kong. In this workshop we will learn about the art of henna. Get a henna tube and join us!

SPEAKER

Ms. Zeeshan Syeda Raheela

Ms. Zeeshan Syeda Raheela is a henna artist from Pakistan. She came to Hong Kong 12 years ago. She was a housewife at first, and in the second year was invited by an NGO to draw henna. She has since been drawing henna for different community programs by NGOs. In her artwork she uses different materials such as fabric and wood.

Moderated by Prof. Siumi Maria Tam



Date 1/8/2020 (Saturday)
Time 11:00 a.m.-12:00 p.m.
Language English and Cantonese
Venue Zoom
Fee Free of charge,
registration required

Register Here!
<https://bit.ly/2ZiuGm2>

MiA on FB



MiA Website



多元文化行動計劃

Henna 手繪工作坊

「多元文化行動計劃」推動正面族群關係,最新出版的《跨文化香港學堂:文化手作》介紹20個香港不同文化的手工藝和文化故事。是次工作坊,我們會學習 henna 手繪藝術。快準備你的枝裝 henna, 一起來畫手繪!

金熙娜女士 講者

金熙娜女士來自巴基斯坦,在香港生活了12年。她一開始時是個家庭主婦。一年後,有非政府組織尋找 henna 藝術家,因此她開始與非政府組織合作在不同的社區計劃中畫 henna。她用各種材料(例如織物,木箱等)製作 henna 藝術品。

主持: 譚少薇教授



日期 2020年8月1日(星期六)
時間 上午11時至中午12時
語言 英語及粵語
場地 Zoom
費用 費用全免,請先登記。

登記
<https://bit.ly/2ZiuGm2>

MiA 臉書



MiA 網站





Website:<http://arts.cuhk.edu.hk/~ant//knowledge-transfer/multiculturalism-in-action/index.html>

Facebook:https://www.facebook.com/MIACUHK/?epa=SEARCH_BOX